

Ghostland

by Pierre Jodlowski

For 4 percussion players, 1 actress, video, lights and electronics

Technical Rider - SIBIU festival

Some equipments are provided by the producer : Les Percussions De Strasbourg (P.D.S. below)

Ghostland – Timetable and crew

The technical crew (3 people) will arrive on location on the **12th of june 2018**

Pierre Jodlowski (FR speaks english) / composer - stage director (0033 6 86 90 24 68)

Kamil Kesla (PL speaks english) / sound engineer (00 48 607 079 336)

Laurent Fournaise (FR speaks english) / stage + instruments regie (00 33 6 09 99 21 37)

- Tuesday June 12th :

FOH must be installed and tested before our arrival

Mid of the day / afternoon

Arrival of the truck + unloading Ghostland - we need to be able to leave our equipments and percussions in the theater.

visit of the venue by the tech team and discussion with the technical team of the festival to prepare the setup.

- Wednesday June 13th :

9am to 1pm

Setup : screen, lights, sound and video

Organizer : light crew 2 to 3 ; sound crew 2 ; stage crew 2 ; video crew 1

2pm to 6pm

Finishing setup and focussing light.

Organizer : light crew 2 ; sound crew 2 ; stage crew 2

7pm to 10pm

sound check and rehearsal

Organizer : 1 multipurpose technician ; sound crew 1

- Thursday June 14th :

For all that day we need : 1 multipurpose technician ; sound crew 1 ; light crew 1

9am to 11am

Technical check + adjustments focus if needed

11am to 1pm

Rehearsal

2pm to 3pm

Technical check, clean

4pm (to be confirmed)

show 1 (duration 1h)

6pm to 7m

Technical check, clean

8:30pm (to be confirmed)

show 2 (duration 1h)

10:00pm

Uninstallation and loading truck

Organizer : crew for uninstallation of Ghostland

Ghostland – dressing rooms and dresser

We need dressing rooms for 5 artists (3 men, 2 woman) with soaps, towels.

We highly appreciate : bottles of water for 8 persons , tea, coffee refills, cakes, dried fruit, fruit...

A dresser will be needed the day of performance before the dress rehearsal to take care of the musicians costumes.

Ghostland – Stage

important : stage floor cannot be higher than the audience lower row

Stand seating for the audience

See stage plans included for stage dimensions

to be provided by the organizer

- 5 platforms (2m x 1m by 20cm height)
- 4 slings (metallic rope) length 4m certified 180 kg - those slings are used to hang the screen on the ceiling bars. If there are no flying bars, the length of the sling has to be adjustable.

Drapes :

Sides and back of the stage with black curtains

2 half-backs on the left and right sides of the video screen : see stage plan

Floor : standard wooden black theater floor or black dance carpet

Due to the video projection and the importance of lights, it is necessary to achieve obscurity in the venue.

Flying bars : we need 9 flying bars to hang properly lights and video screen (see drawings).

Ghostland – Vidéo

to be provided by the organizer

- 1 video beamer 10000 Lumen (minimum), wide-angle optical with 0.8 fixed ratio for back projection, Full HD resolution and with HDMI INPUT

provided y P.D.S.

- 1 screen material with metal/wood frame : 7.35m x 3.50m
- 1 long ethernet cable (**45M**) and video HDMI-Ethernet converter to connect video signal

Ghostland – Sound

The technical desk (audio mixer, computers for video and DMX control) has to be in the center of the audience stands

Microphones provided by P.D.S.

- 4 DPA 4099 wired (on kicks).
- 8 micros Neumann KM184 (overheads mono and Hit-Hat/snare for the drum sets – on stands).
- 1 Shure SM58 (for the actress)
- 1 Shure Beta 52 (for one of the kick)

To be provided by the organizer

- 2 stageboxes + multicore : 10 pairs on the left side of the stage, 8 pairs on the right side.
- 8 x standard mic stands + 1 small one

Machines (provided by P.D.S.)

- 2 x Computers + multichannel audio interface with 8 analog or ADAT outputs + 2 analog or ADAT inputs + video booster HDMI<RJ45>HDMI + DMX USB controller + MIDI mixer

Sound Reinforcement (all to be provided by the organizer)

- It is important that all the loudspeakers are similar in term of sound quality and power
- Main stereo front with subs adapted to the venue
- 2 wideband Loudspeakers wedge position at the angles of the screen
- 2 frontfill louspeakers, wedge position at the opening front
- 4 wideband Loudspeakers hung or on stands all around the audience
- Digital mixing desk with 20 mic inputs, 1 Adat input, EQ and Dynamics per channel, built-in FX (reverb, delays, flanger), 12 analog outputs, 1 Adat output.

Ghostland – Lights

The lights are controlled from our main computer at the control spot with a USB to DMX interface (provided by P.D.S.).

We need to get the DMX connection to the dimmers of the theater lights

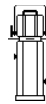
The lights used for public entrance will also be managed by our computer

All the extension power and DMX cables provided by the organizer

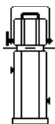
See below for details of all light effects of the show and lights types and positions.



8 led bars RGBW provided by P.D.S.



3 x 1KW zoom profile 28° - 54° + **613 SX**
1 x 1 KW zoom profile 16° - 35° **614 SX**



13 x 2KW zoom profile as 29° - 50°



5 x 2KW Convex Plan



1 x 1KW zoom profile 16° - 35° with iris
614 SX



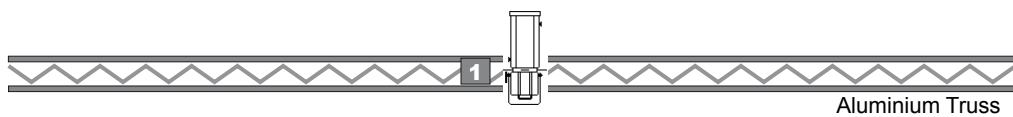
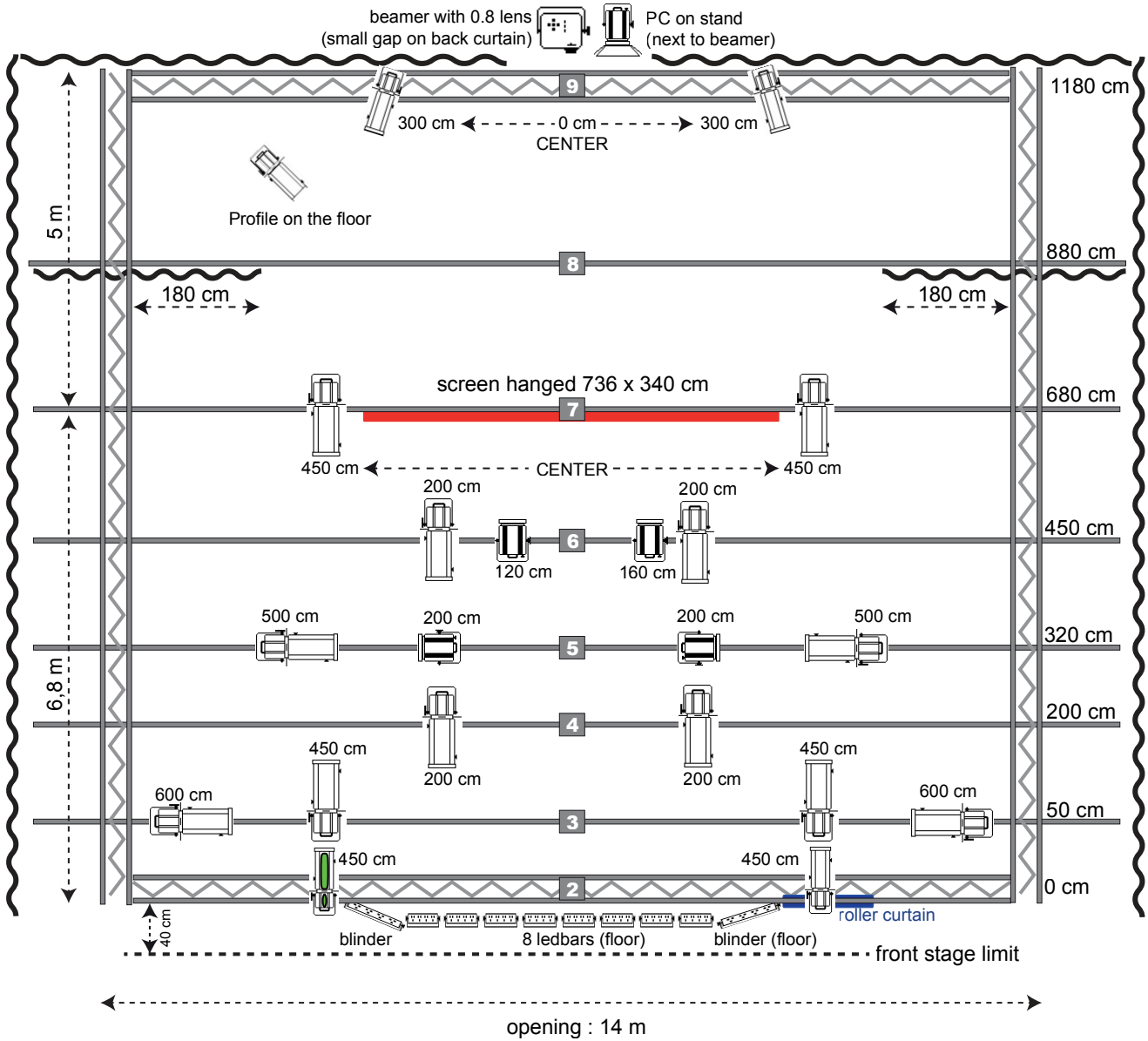
2 x Led RGBW blinders provided by P.D.S.



roller shutter hung with black halyard provided by P.D.S.

filters: Lee 200, 201, 106 | Roscoe 119, 132

GHOSTLAND - LIGHT PLAN - SIBIU FESTIVAL



GHOSTLAND - SIBIU FESTIVAL LIGHTS DETAIL ON FLYING BARS

Flyin bar 1 (Aluminium truss) :

- 1 ZOOM PROFILE, 29°- 50°, 2K, (RJ 713 SX), Lee 201, Sharp

Flyin bar 2 (Aluminium truss) :

- 1 ZOOM PROFILE, 16°- 35°, 1K, (RJ 614SX) + IRIS, No color, Blur
- 1 ZOOM PROFILE, 16°- 35°, 1K, (RJ 614SX), No color, Sharp
- 1 roller curtain hanged with ropes

Flyin bar 3 :

- 4 ZOOM PROFILES, 29°- 50°, 2K, (RJ 713 SX), Lee 201, sharp + Rosco 132

Flyin bar 4 :

- 2 ZOOM PROFILES, 29°- 50°, 2K, (RJ 713 SX), No color, Blur or Rosco 119

Flyin bar 5 :

- 2 ZOOM PROFILES, 29°- 50°, 2K, (RJ 713 SX), Lee 200, Sharp + Rosco 132
- 2 PC (without barndoor), 2K, no color + Rosco 119

Flyin bar 6 :

- 2 ZOOM PROFILES, 29°- 50°, 2K, (RJ 713 SX), No color, Blur or Rosco 119
- 2 PC (without barndoor), 2K, no color + Rosco 119

Flyin bar 7 :

- 1 screen on wooden frame (736 X 340 cm)
- 2 ZOOM PROFILES, 29°- 50°, 2K, (RJ 713 SX), Lee 201, sharp + Rosco 132

Flyin bar 8 :

- 2 black curtains (1 on each side)

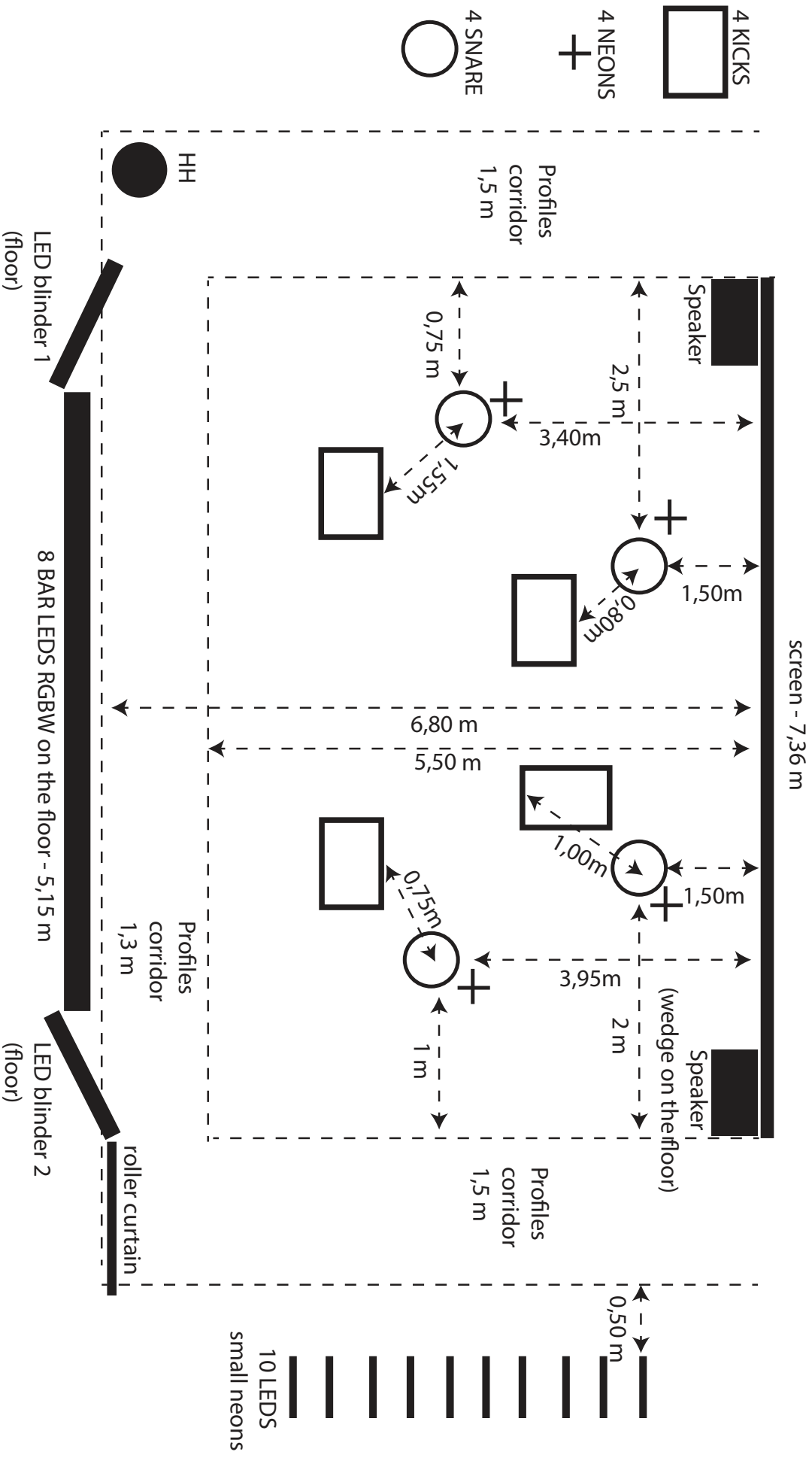
Flyin bar 9 (Aluminium truss) :

- 2 ZOOM PROFILES, 28° - 54°, 1K, (RJ 613SX), Lee 200, Blur

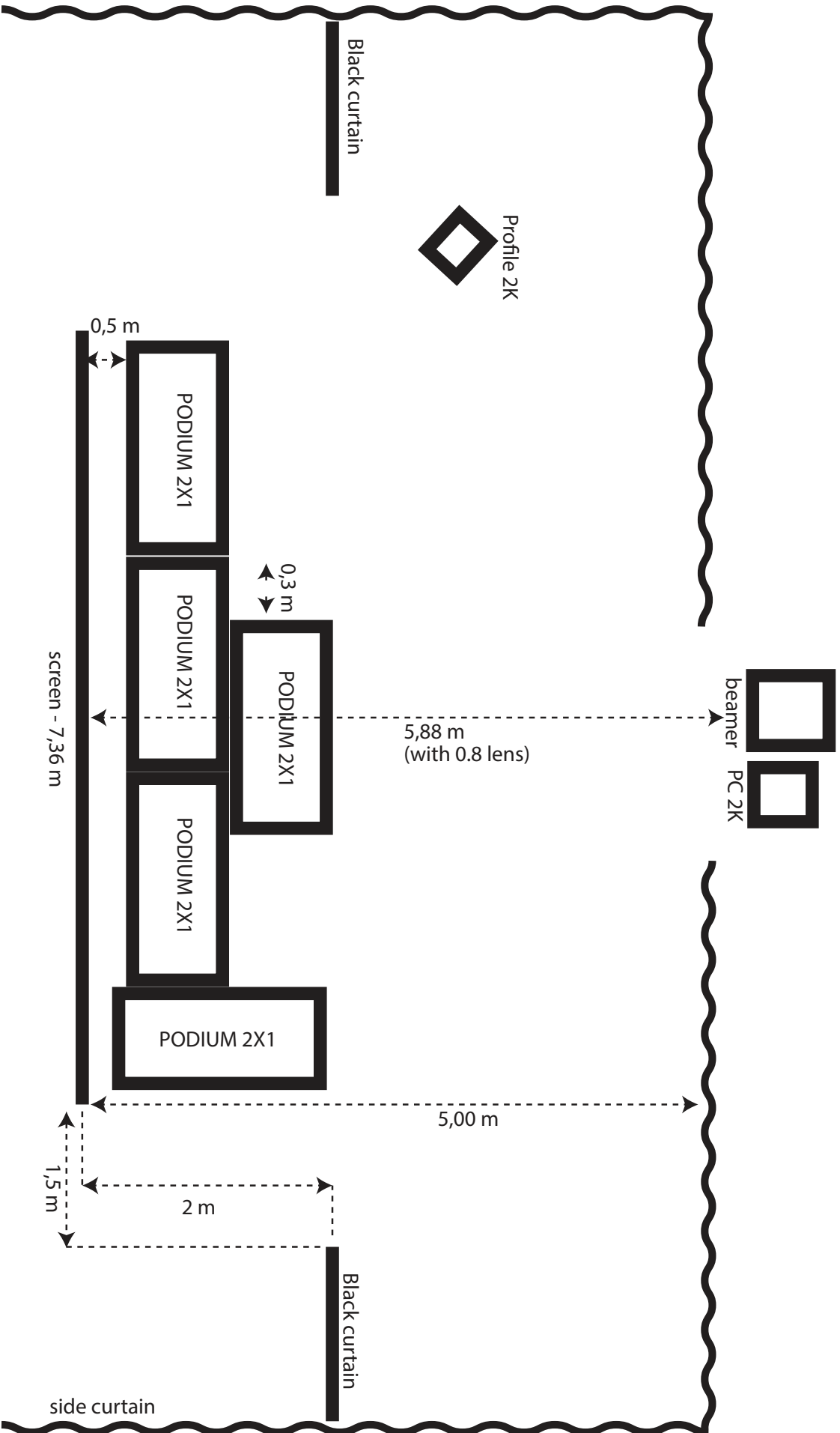
- backstage, on the floor

- 1 ZOOM PROFILE, 28° - 54°, 1K, (RJ 613SX), on the floor, Lee 106, Sharp
- 1 PC 2K with barndoor, on stand, No color, No Lens, Sharp + alu tape

GHOSTLAND - FRONT STAGE - SIBIU FESTIVAL

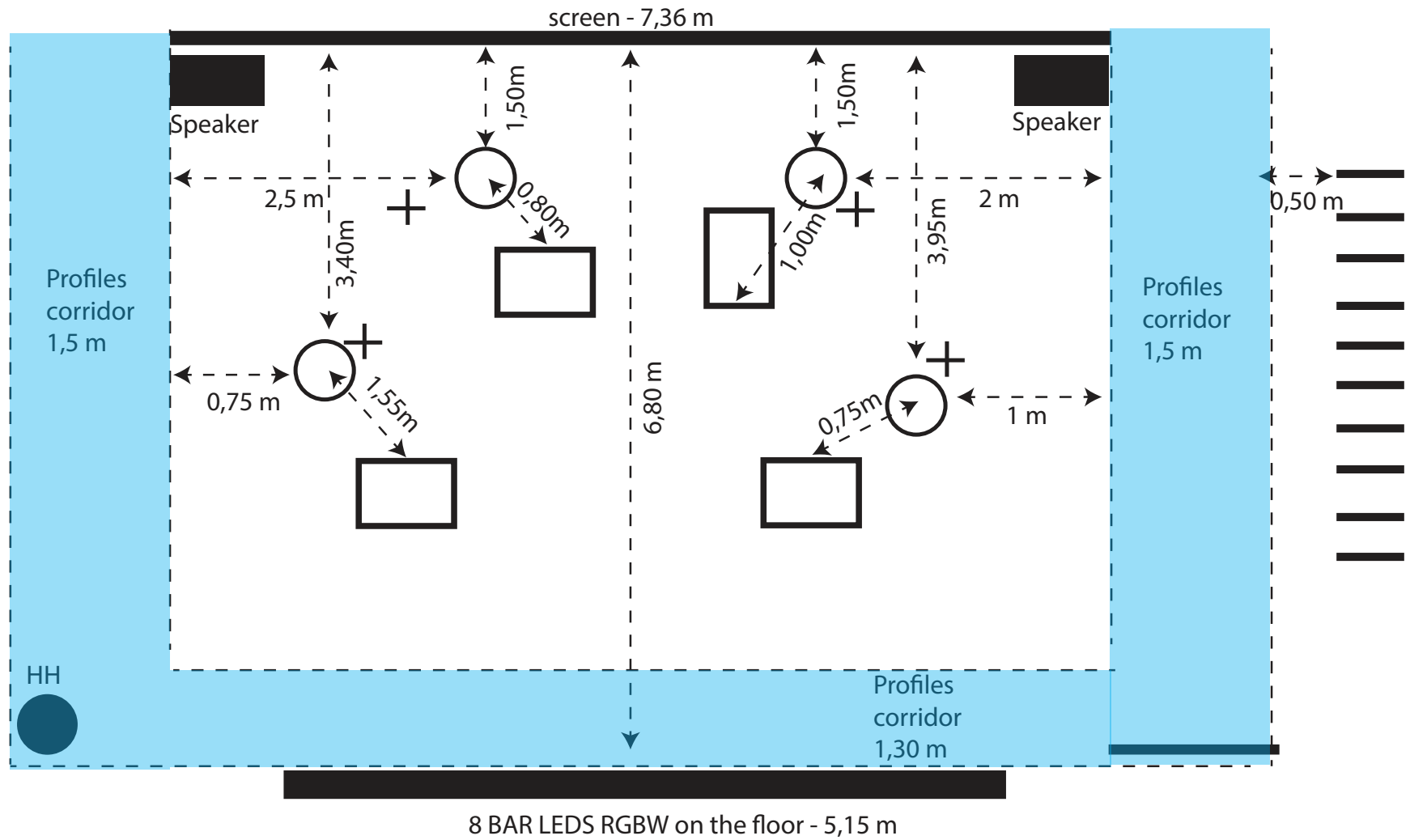


GHOSTLAND - BACKSTAGE - SIBIU FESTIVAL

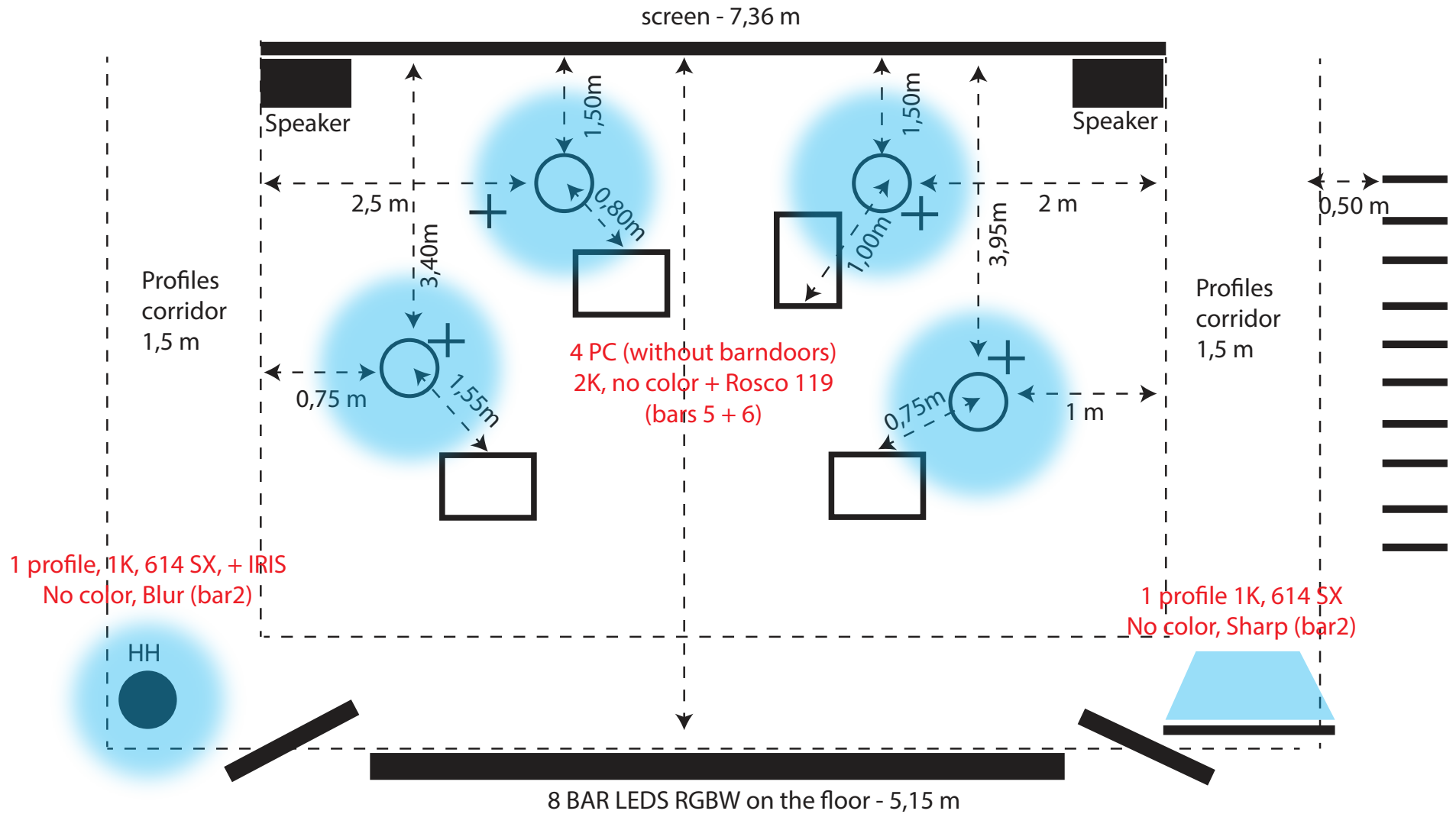


Ghostland LIGHTS / surround corridor : 6 PROFILES 713 SX - 2K - Lee 201, sharp + Rosco 132

Flying bars 3 + 7. Each corridor line is focused entirely with 2 profiles, no junction in the middle. Opening of lens must be wide (713SX). In case of other brand profile, and if they don't have a wide opening angle, they can be moved more far in order to increase angle.

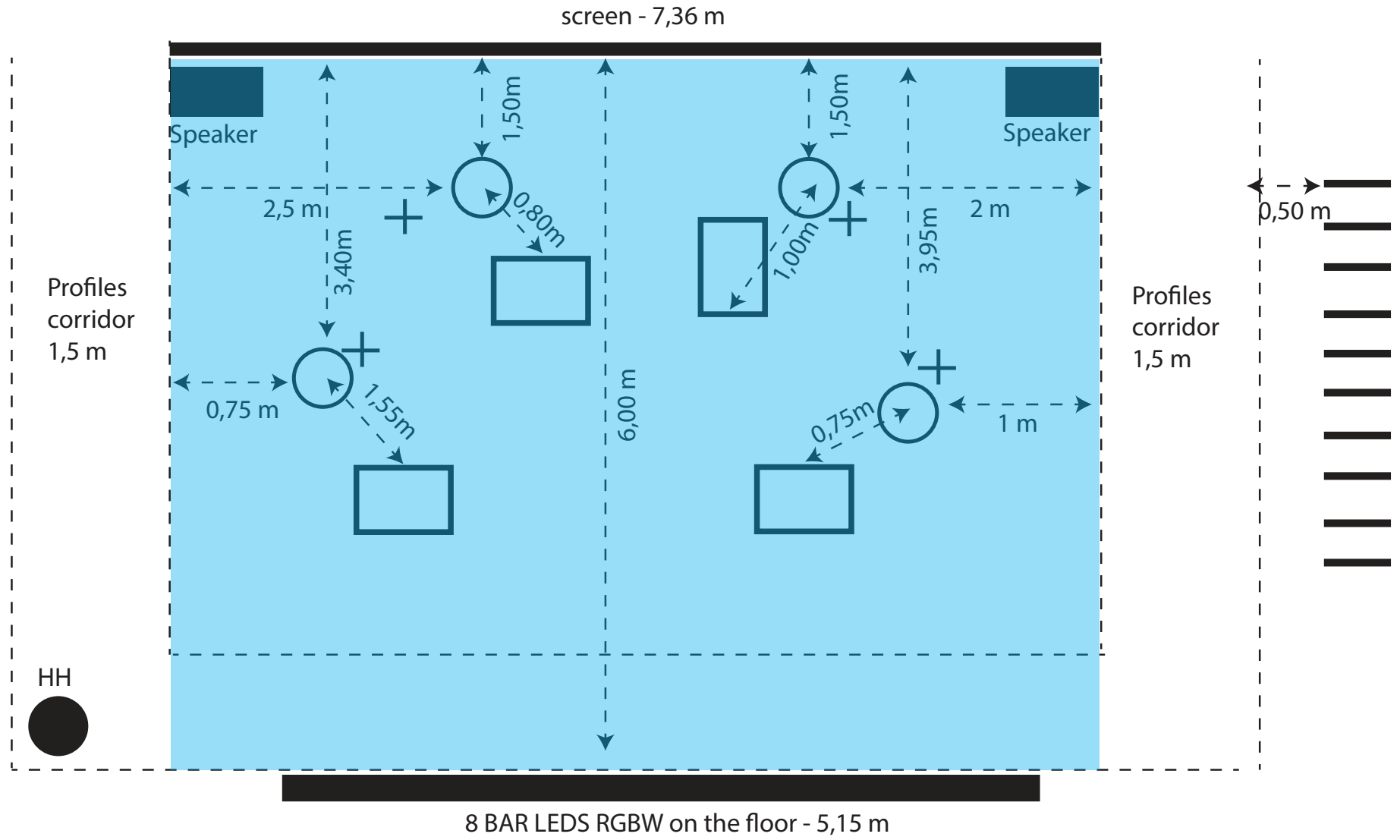


Ghostland LIGHTS / local lamps : (coments in red)



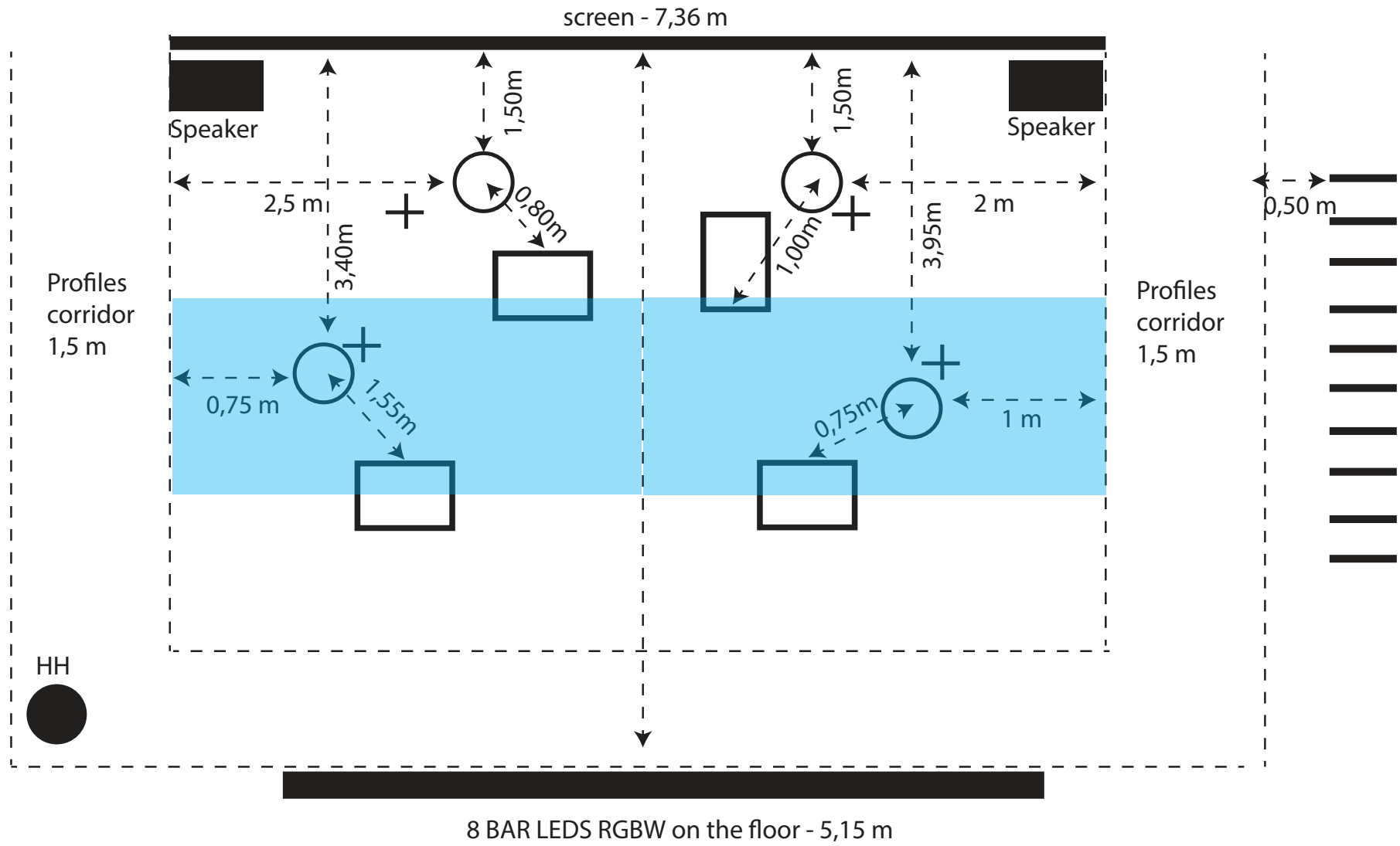
Ghostland LIGHTS / Wash stage : 4 PROFILES 2K, 713 SX, No color, Blur or Rosco 119

BARS 4 + 6



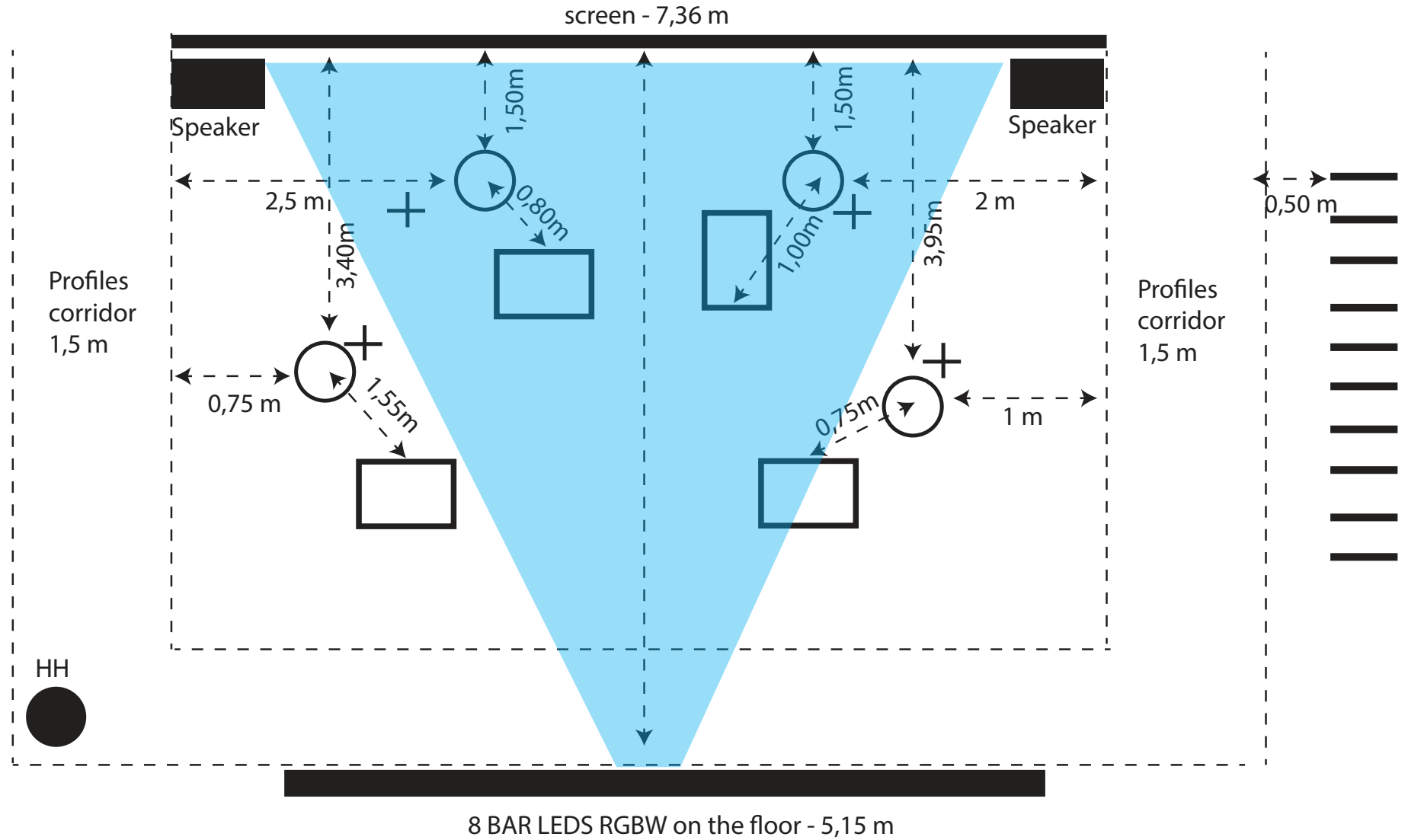
Ghostland LIGHTS / Lateral Ray : 2 PROFILES 2K, 713 SX, Lee 200, Sharp + Rosco 132

BAR 5

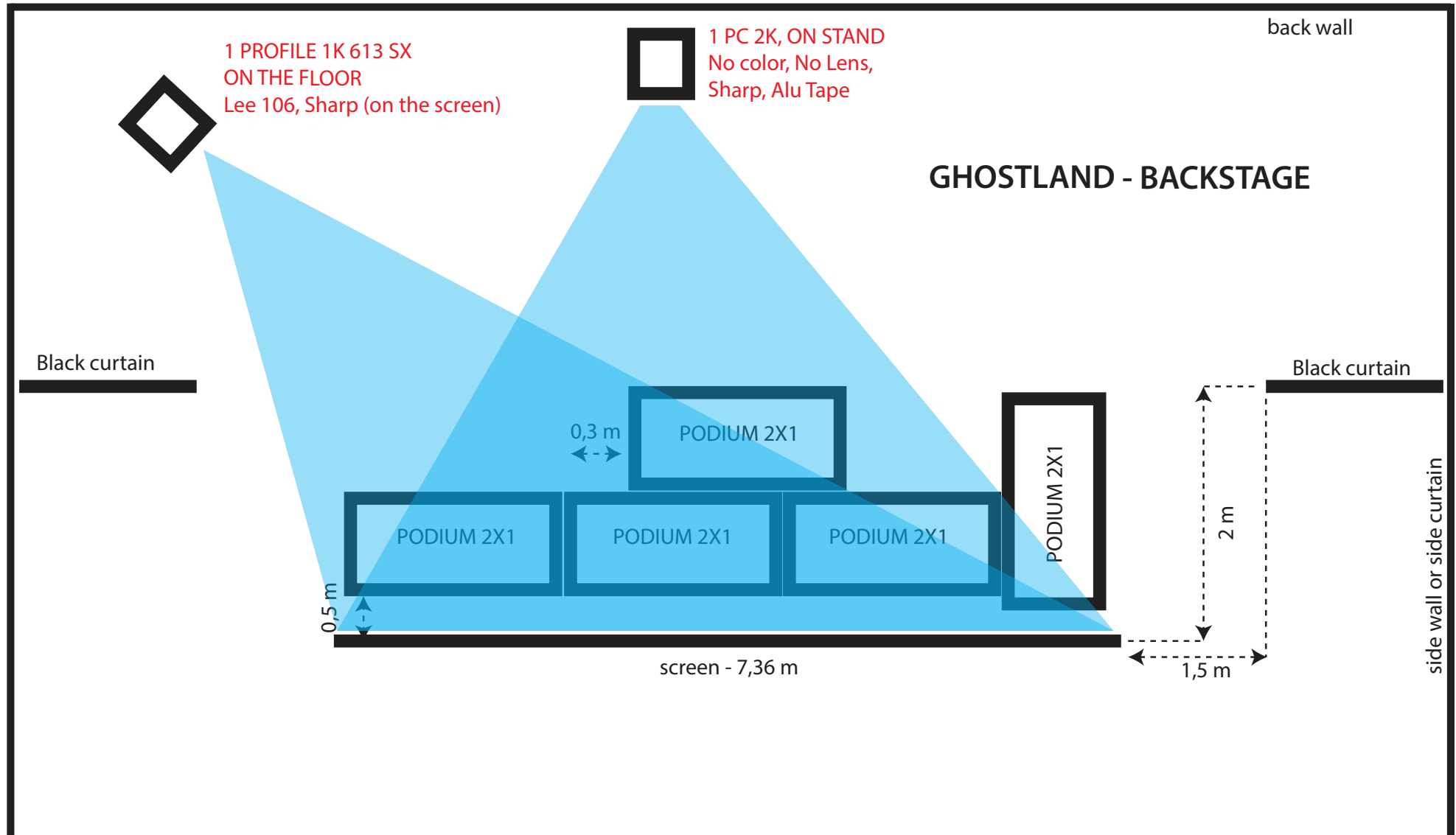


Ghostland LIGHTS / Front Triangle : 1 PROFILES 2K, 713 SX, Lee 201, Sharp

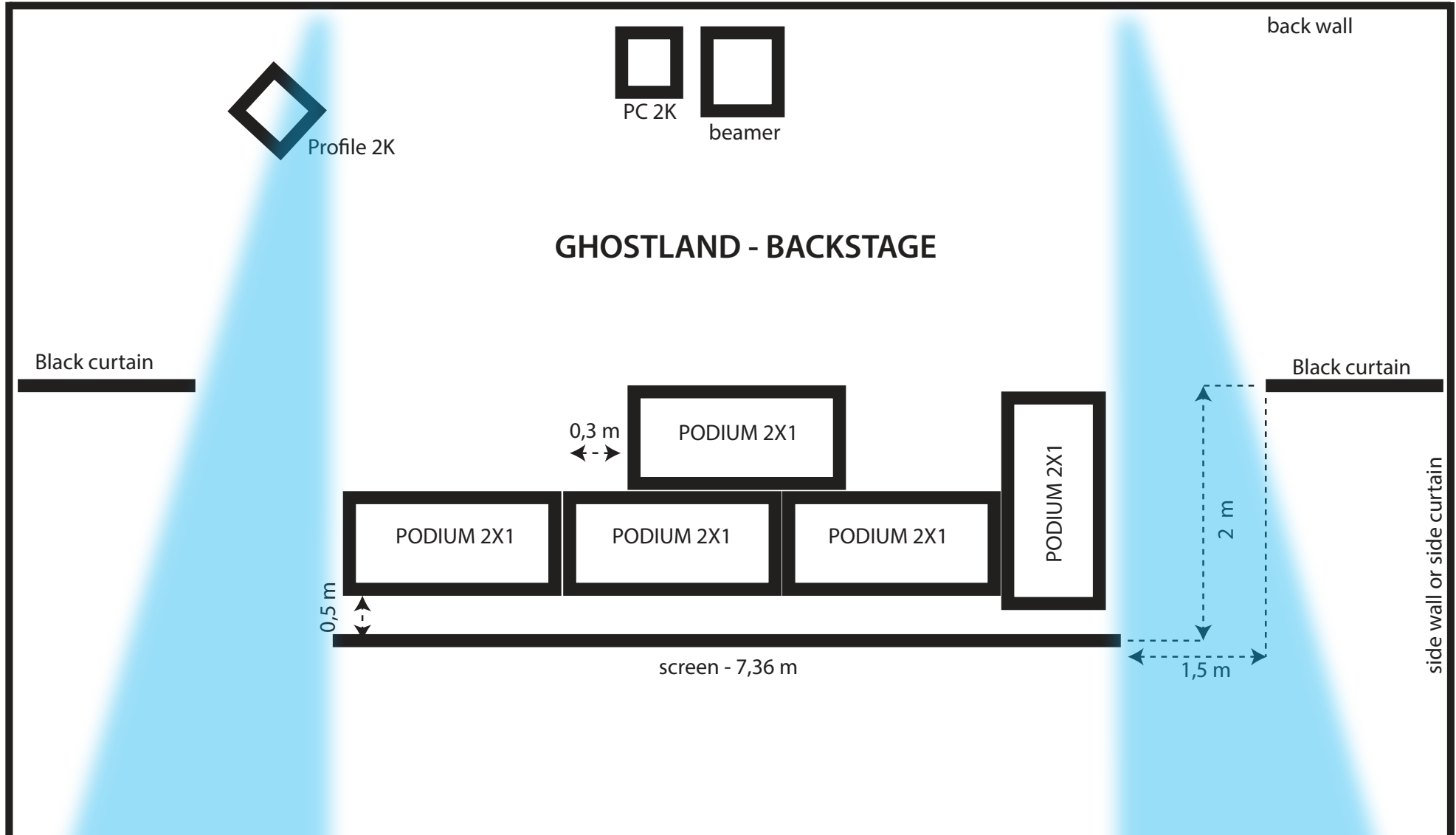
BAR 1



Ghostland LIGHTS / Back Screen lights



Ghostland LIGHTS / BackRays : 2 PROFILES 1K, 613 SX, Lee 200, Blur
BAR 9



focus the ray up to front stage